



Date: August 23, 2024
To: Committee of the Whole
From: Kelly McIntyre, Planning Director

Attached are the results for the Parks, Trails, and Recreation survey. These results will help frame the goals and objectives for the 2025-2029 Parks, Trails, and Recreation Master Plan that the Township is updating.

For ease of review- I am providing the highlights of the survey in this memo. I am including the survey results presentation I prepared. These survey results (in their entirety) will be included in the Master Plan Appendix.

Snapshot/Highlights of Parks, Trails, and Recreation Survey

- 999 Respondents completed the Survey with a 77% completion rate (meaning answered every question)
- 5.5% response rate based on population (~18,000 – 2023 estimate)
- On average it took 6 minutes and 2 seconds to complete the survey

Demographics

- 95% of 999 survey respondents live in Texas Township as a full-time resident.
- 98% of respondents own a home in Texas Township (44 skipped this question).
- 75% of respondents live in a 2–4-person household.
- 51% of the respondents are aged from 35 to 55; 47% of respondents are over 55.

Park, Facilities, Programs

- 88% of respondents feel they have safe and convenient access to the parks – 6% answered 'no'
- Texas Park is the most often utilized facility – 6.6% use daily; 26% use weekly; 26% monthly; 30% use at least once a year; 12% never use
- Most frequently used park, trails, and recreation asset (on a daily basis) are the Texas Township paved trailways
- 62% or 522 respondents use the parks and recreation amenities on a regular basis and believe these services are important to quality of life
- 97% of respondents (who do not use the parks and recreation amenities on a regular basis) believe parks and recreation amenities and service are important to quality of life
- Exercise/Fitness/Casual Sports (unstructured activity) is the most common recreation/leisure activity among respondents. Second is biking or cycling
- Respondents rated the condition of our parks and recreation facilities an 8 out of 10



- The availability of park land and greenspace is the most valued amenity in Texas Township
- Lack of equipment, lack of programs, and participation in other communities are the main reasons why respondents do not frequent the parks/facilities/programs. “Other” answers include:
 - availability of pickleball courts
 - mobility and safe sidewalk access to trails and parks
 - absence of baseball and softball fields
 - overgrown trails
 - lack of programs for seniors
- Top 5 priorities for new or enhanced park features include (in order of desirability): hiking/walking trails, paved trailways (bicycling and walking), restrooms, sledding hill, and Maple Splash Pad Amenities (shading/seating)
- An ‘all-age obstacle style challenge course’ at 6th Street Park ranged highest for a dedicated space in the park, seconded by outdoor fitness equipment
- 62% of respondents with dogs walk their dog in a Township Park or pathway
- Desire for an off-leash dog park is split among respondents; If an off-leash dog park were in Texas Township, respondents felt that 6th Street would be preferable over Texas Corners or Texas Drive Park

Complete Responses: 999

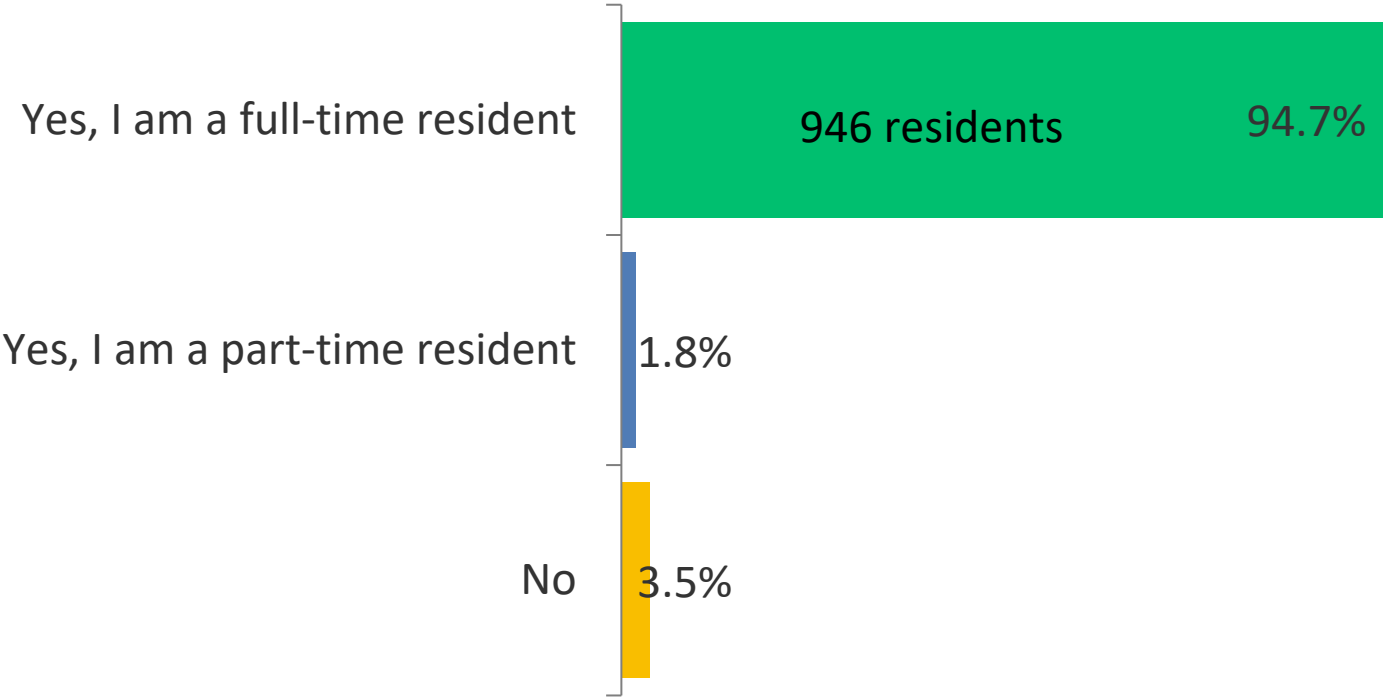
77% Completion Rate



6 minutes and 2 seconds- average time to complete the survey

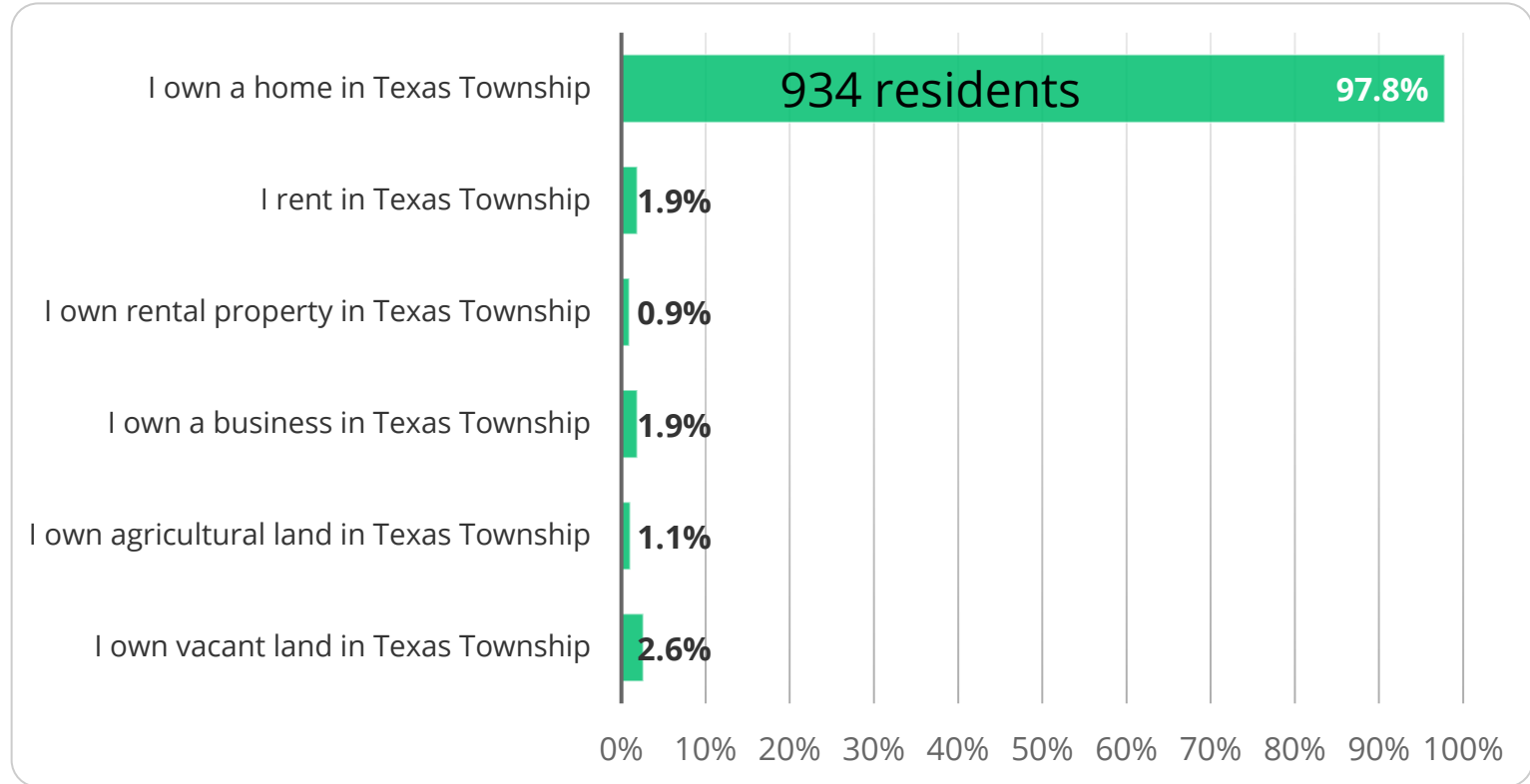
Q1: Do you live in Texas Township?

Answered: 999 Skipped: 0



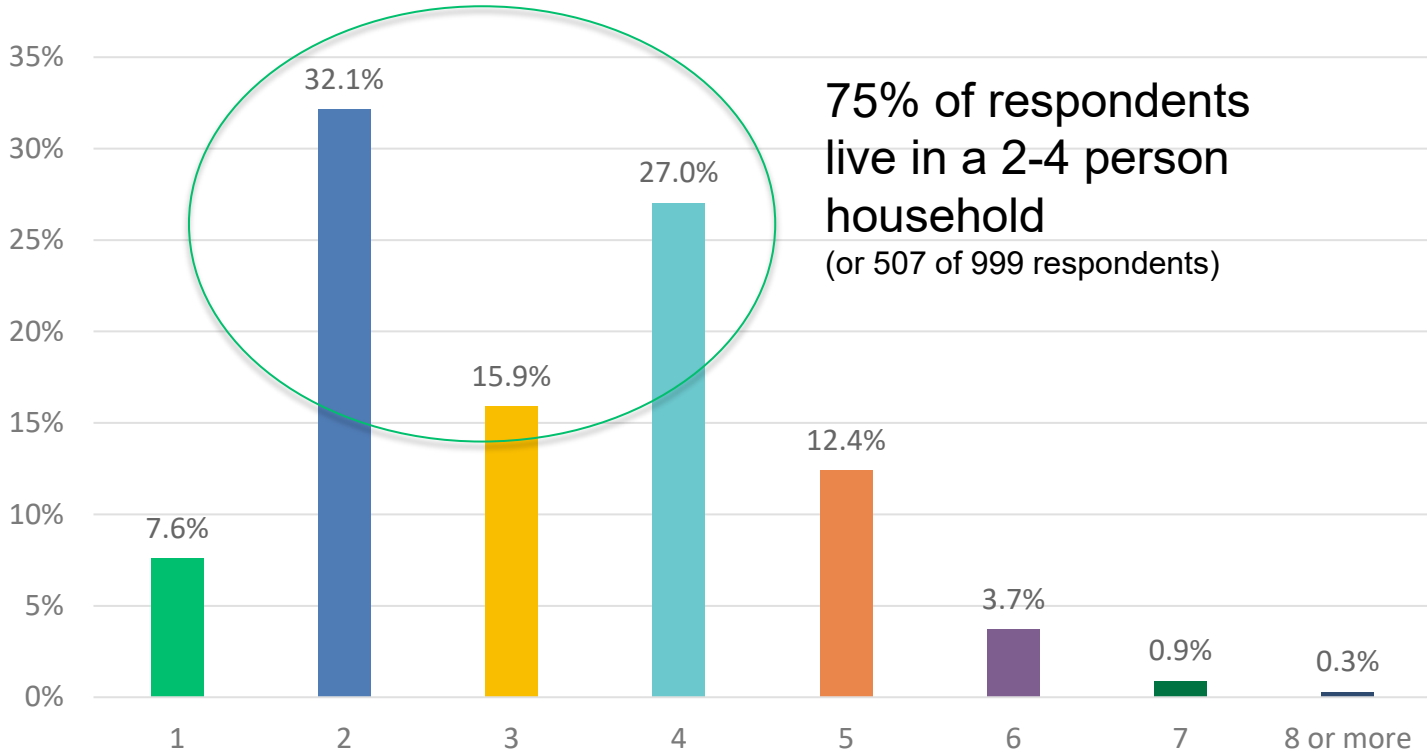
Q3: If you live or own property in the Township, please select all that apply:

Answered: 955 Skipped: 44



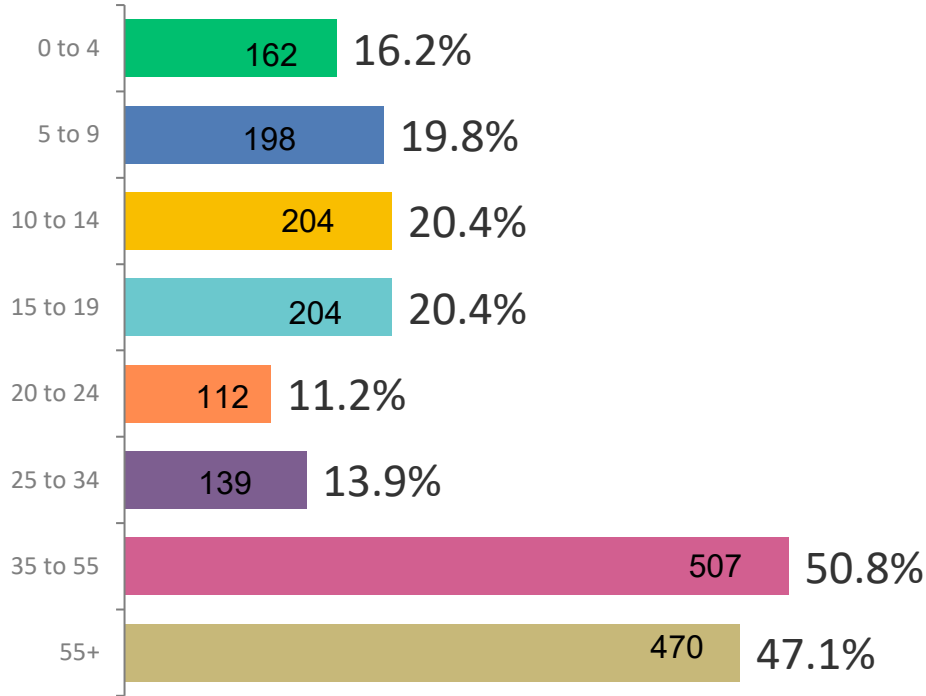
Q4: How many people live in your household?

Answered: 999 Skipped: 0



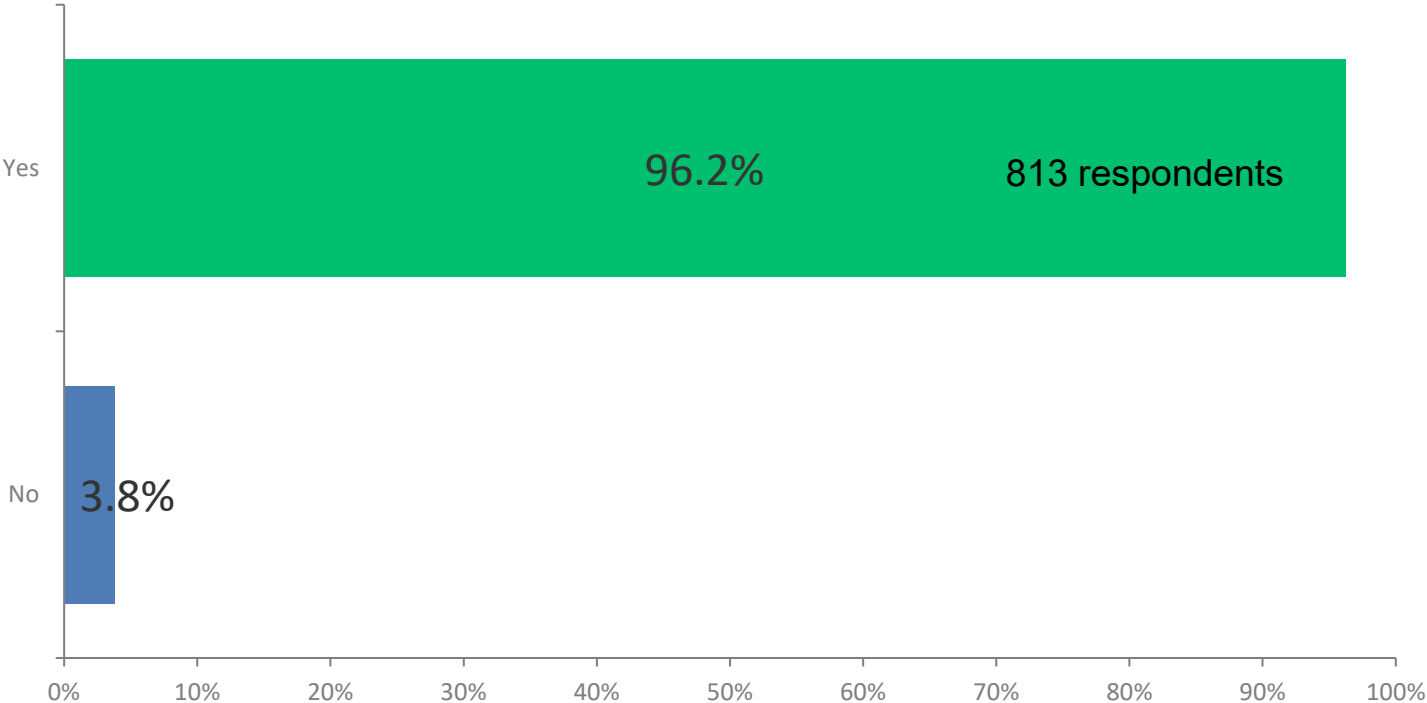
Q5: What are the ages of the members of your household? (Select all that apply)

Answered: 999 Skipped: 0



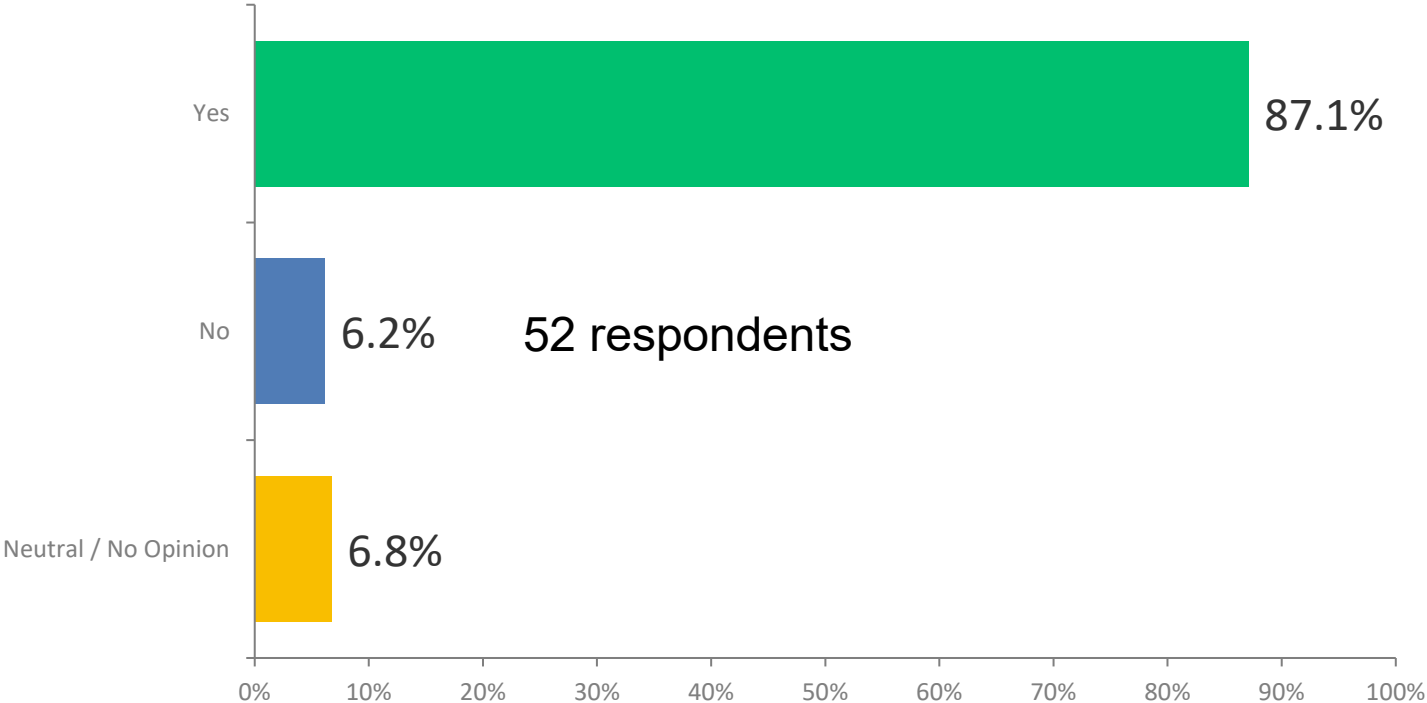
Q6: Are you familiar with the park facilities offered by Texas Township?

Answered: 845 Skipped: 154



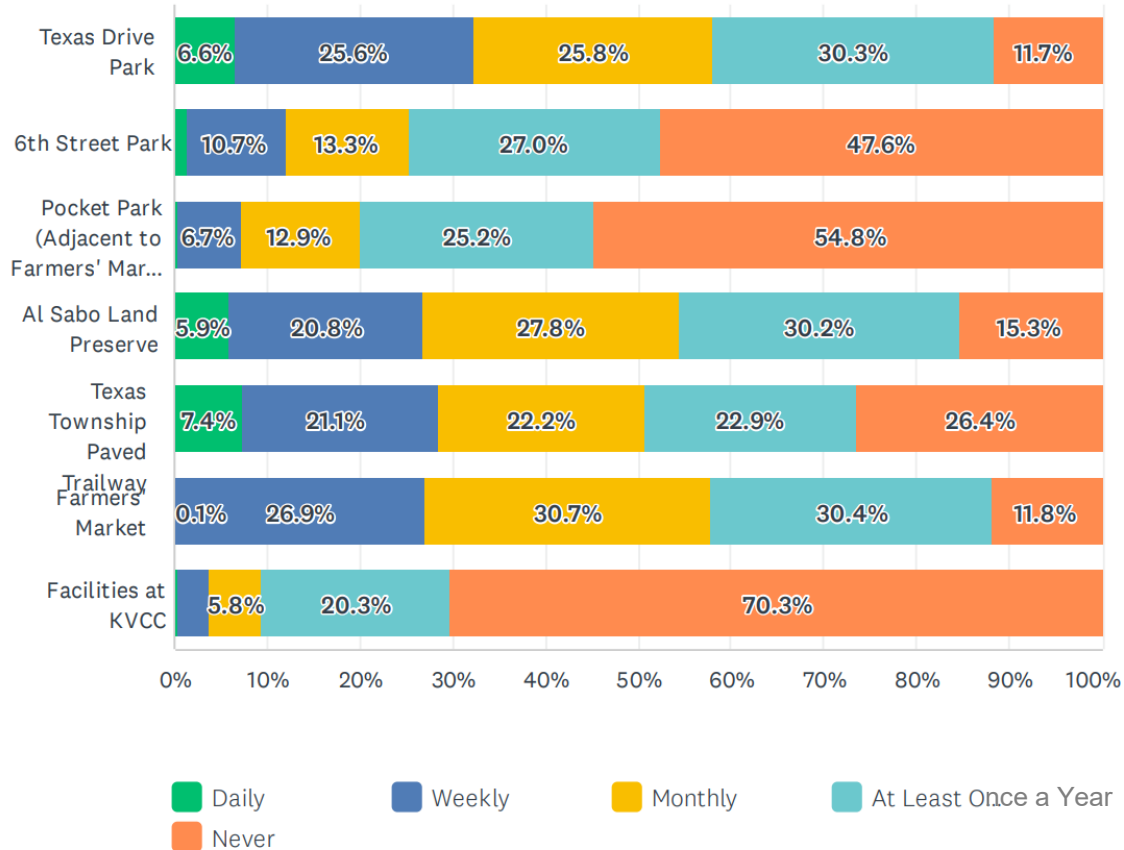
Q7: Do you feel that you have safe and convenient access to parks in Texas Township?

Answered: 845 Skipped: 154



Q8: How often do you use the following facilities?

Answered: 844 Skipped: 155



Q8: How often do you use the following facilities?

Answered: 844 Skipped: 155

	DAILY	WEEKLY	MONTHLY	AT LEAST ONCE A YEAR	NEVER	TOTAL	WEIGHTED AVERAGE
Texas Drive Park	6.6% 55	25.6% 213	25.8% 215	30.3% 252	11.7% 97	832	2.85
6th Street Park	1.5% 12	10.7% 88	13.3% 109	27.0% 222	47.6% 391	822	1.91
Pocket Park (Adjacent to Farmers' Market Pavilion)	0.5% 4	6.7% 55	12.9% 106	25.2% 207	54.8% 451	823	1.73
Al Sabo Land Preserve	5.9% 49	20.8% 174	27.8% 232	30.2% 252	15.3% 128	835	2.72
Texas Township Paved Trailway	7.4% 61	21.1% 174	22.2% 183	22.9% 189	26.4% 218	825	2.60
Farmers' Market	0.1% 1	26.9% 225	30.7% 257	30.4% 254	11.8% 99	836	2.73
Facilities at KVCC	0.5% 4	3.1% 26	5.8% 48	20.3% 168	70.3% 581	827	1.43

nce a Year

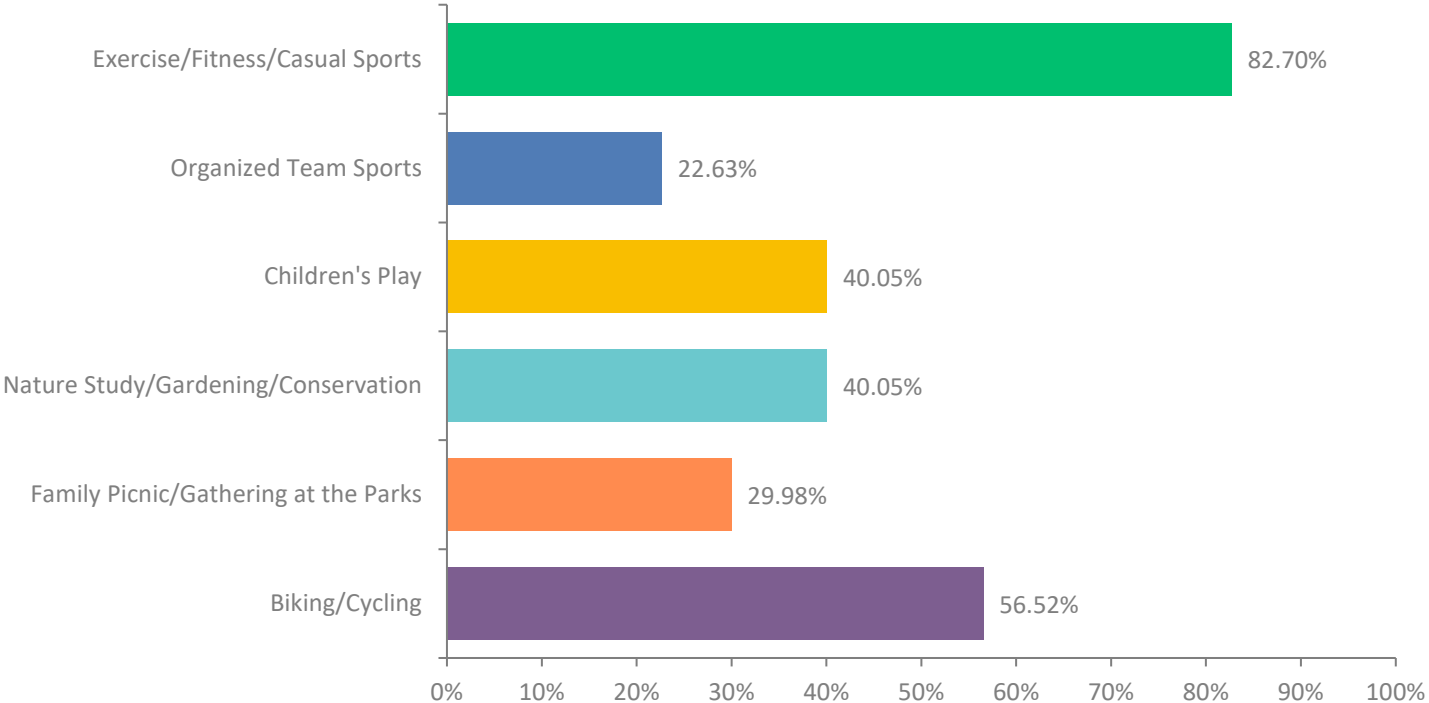
Q9: Which of the following statements comes closest to the way you feel about the parks and recreation amenities in our community?

Answered: 844 Skipped: 155

ANSWER CHOICES	RESPONSES	
Members of my household use the parks and recreation amenities on a regular basis, and I believe that these services are important to quality of life.	61.9%	522
Although members of my household do not use the parks and recreation amenities frequently, I believe that these services are important to the quality of life.	35.6%	300
Parks and recreation amenities are not important to quality of life.	2.6%	22
TOTAL		844

Q10: In general, what kind of recreation/leisure activities do you and your family members participate in? (Select all that apply)

Answered: 844 Skipped: 155



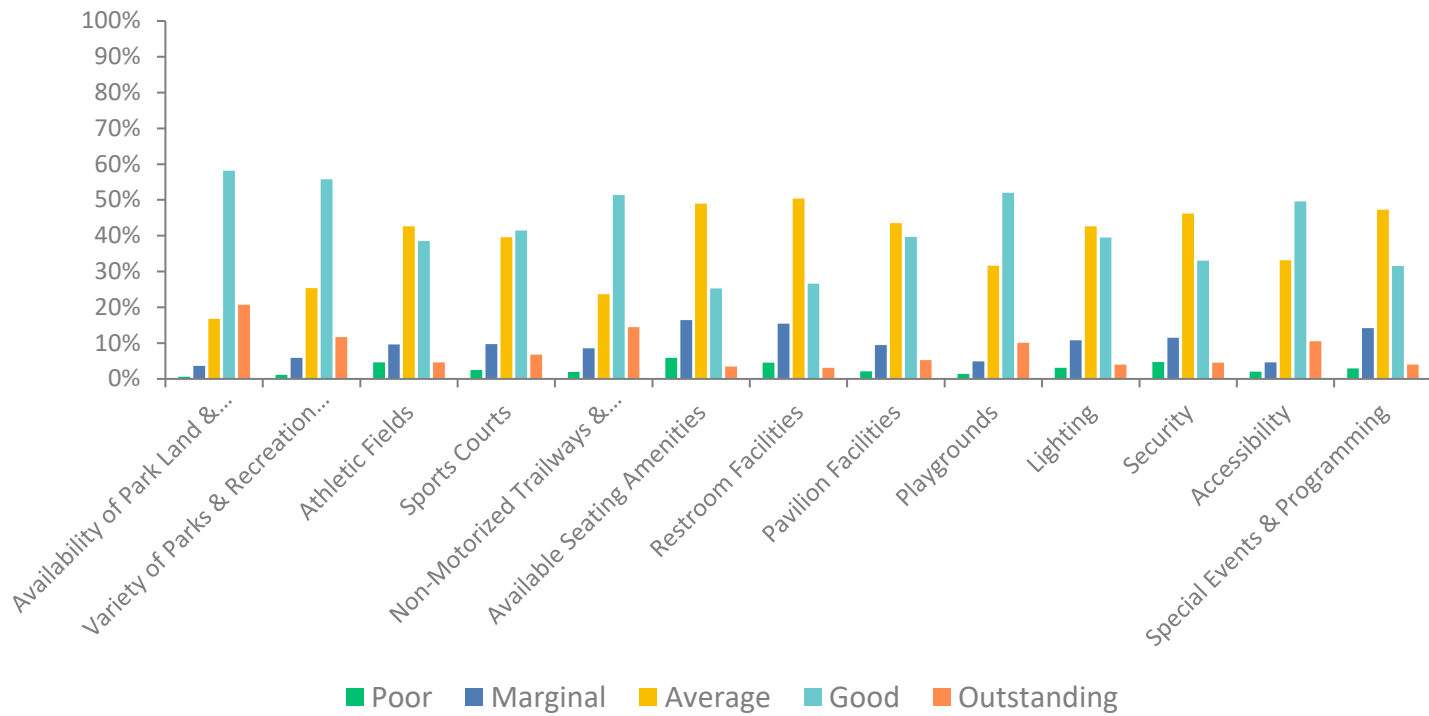
Q11: How would you rate the overall condition of parks and recreation facilities?

Answered: 844 Skipped: 155

ANSWER CHOICES	AVERAGE NUMBER	TOTAL NUMBER	RESPONSES
	8	6,514	844

Q12: Please rate the following parks, recreation spaces, and facilities based on availability and sufficient quantity.

Answered: 844 Skipped: 155



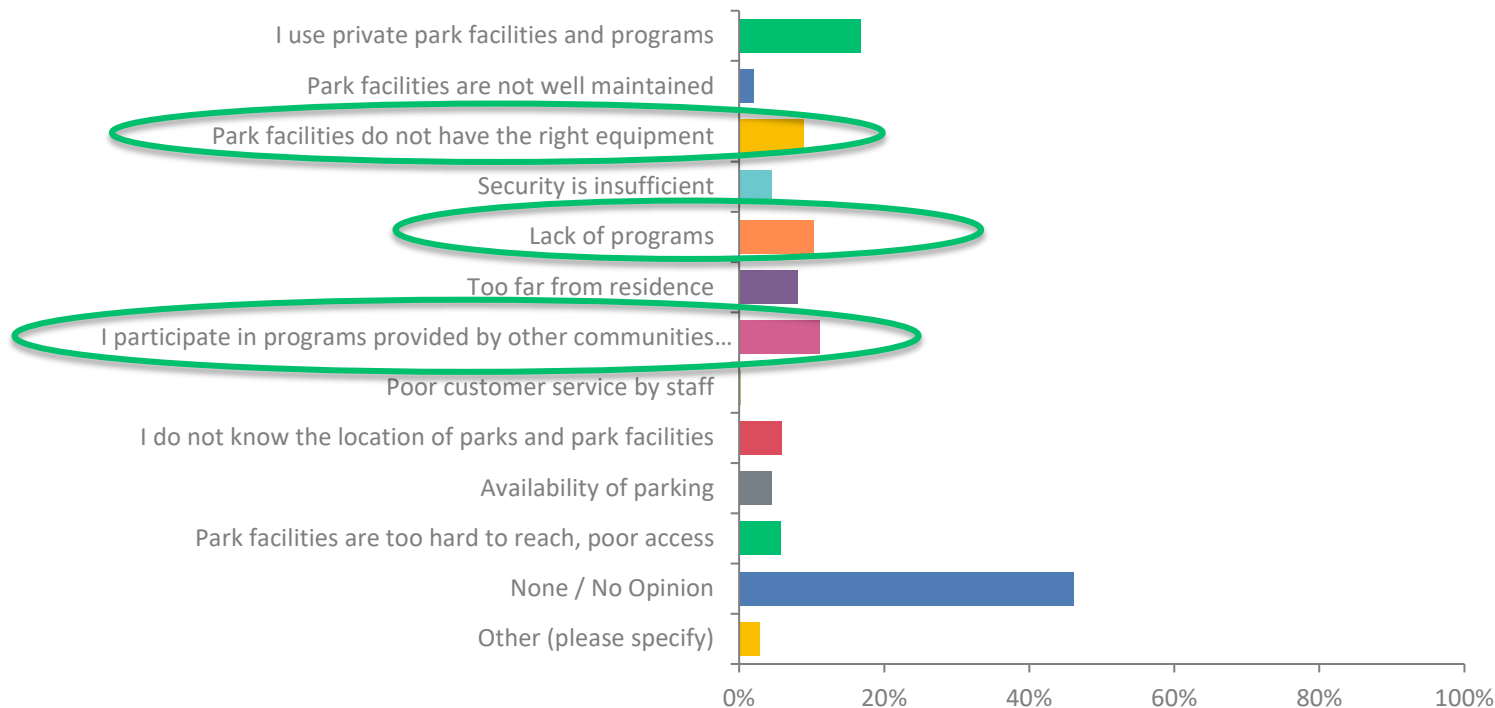
Q12: Please rate the following parks, recreation spaces, and facilities based on availability and sufficient quantity.

Answered: 844 Skipped: 155

	Poor	Marginal	Average	Good	Outstanding	AVERAGE
▼ Availability of Park Land & Greenspace	0.6% 5	3.7% 31	16.8% 142	58.2% 491	20.7% 175	844 3.95
▼ Variety of Parks & Recreation Facilities/Amenities	1.2% 10	5.9% 50	25.4% 214	55.8% 471	11.7% 99	844 3.71
▼ Athletic Fields	4.6% 39	9.6% 81	42.7% 360	38.5% 325	4.6% 39	844 3.29
▼ Sports Courts	2.5% 21	9.7% 82	39.6% 334	41.5% 350	6.8% 57	844 3.40
▼ Non-Motorized Trailways & Pathways	1.9% 16	8.5% 72	23.7% 200	51.4% 434	14.5% 122	844 3.68
▼ Available Seating Amenities	5.9% 50	16.5% 139	48.9% 413	25.2% 213	3.4% 29	844 3.04
▼ Restroom Facilities	4.5% 38	15.4% 130	50.4% 425	26.7% 225	3.1% 26	844 3.08
▼ Pavilion Facilities	2.1% 18	9.5% 80	43.5% 367	39.7% 335	5.2% 44	844 3.36
▼ Playgrounds	1.4% 12	4.9% 41	31.6% 267	52.0% 439	10.1% 85	844 3.64
▼ Lighting	3.1% 26	10.8% 91	42.7% 360	39.5% 333	4.0% 34	844 3.31
▼ Security	4.7% 40	11.5% 97	46.2% 390	33.1% 279	4.5% 38	844 3.21
▼ Accessibility	2.0% 17	4.6% 39	33.2% 280	49.6% 419	10.5% 89	844 3.62
▼ Special Events & Programming	3.0% 25	14.2% 120	47.3% 399	31.5% 266	4.0% 34	844 3.19

Q13: If you do not frequent or use Township parks, recreation facilities and/or programs, please select the reasons that prevent your or members of your household from doing so? (Select all that apply)

Answered: 494 Skipped: 505



Q13: If you do not frequent or use Township parks, recreation facilities and/or programs, please select the reasons that prevent you or members of your household from doing so?

Other answers

Mobility/access issues

Pickleball courts not available; too busy

Texas Park Drive Trail is extremely overgrown

Lack of safe **sidewalk access**; lack of bike paths;

Lack of Q Ave and R Ave. access to bike trails

Bike paths/trails from all parts of township to parks would allow more usage.

Lack of organized **programs for seniors**

No mountain bike trails

Limited parking for Farmers Market

Waiting for playground at 6th St park

Only tennis courts are at KVCC. Lighting and security not applicable

Lack of **variety at parks** for many ages, lack of seating

No motorized trails

No facilities for swimming laps or open water swimming.

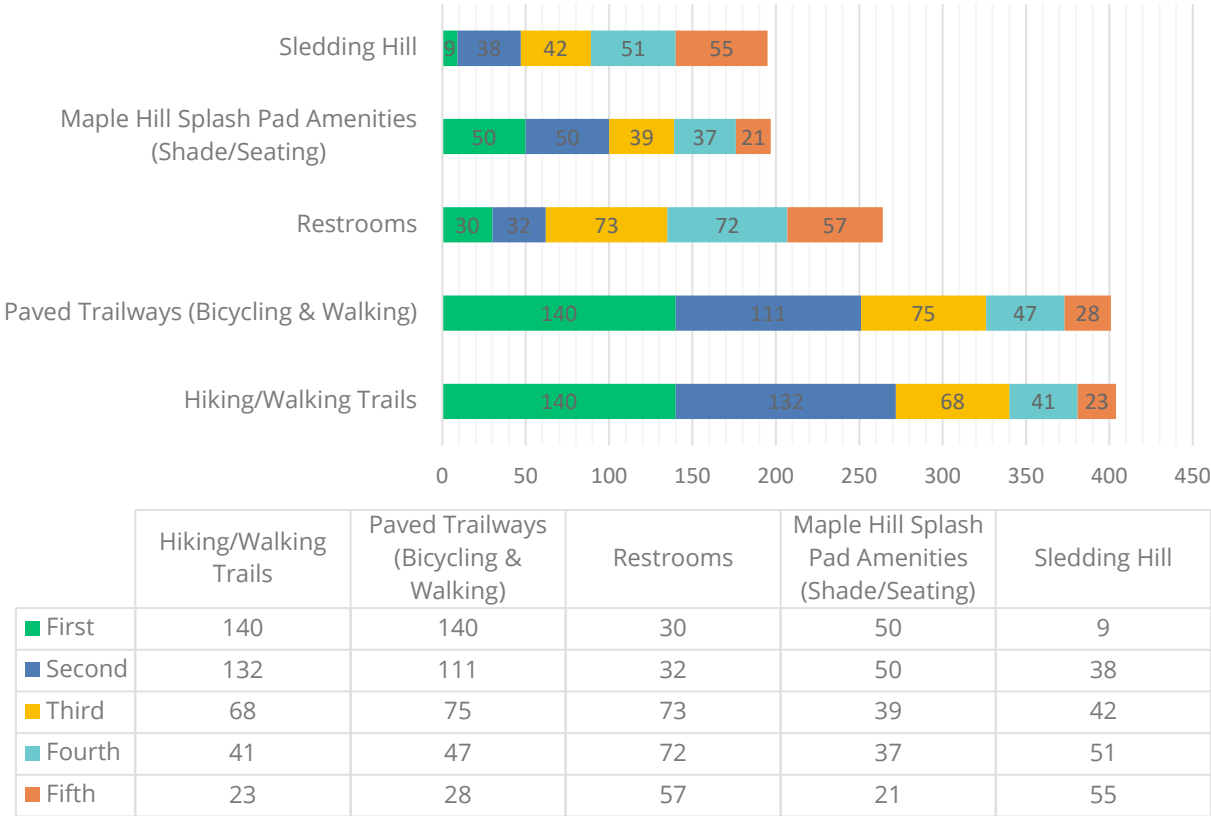
Need more **baseball/softball fields**

Need some dog parks in Texas township

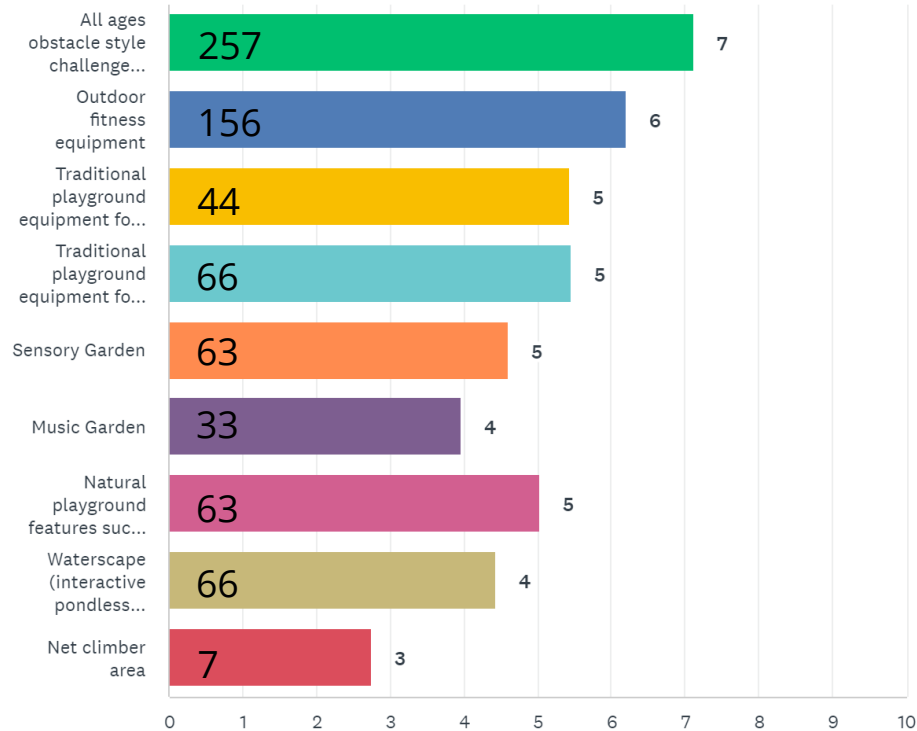
Q14: Please select your top 5 priorities for new or enhanced park features would you like to see within the Township:

Answered: 772 Skipped: 227

- 1. Hiking/Walking Trails
- 2. Paved Trailways (Bicycling and Walking)
- 3. Restrooms
- 4. Sledding Hill
- 5. Maple Hill Splash Pad Amenities (Shade/Seating)



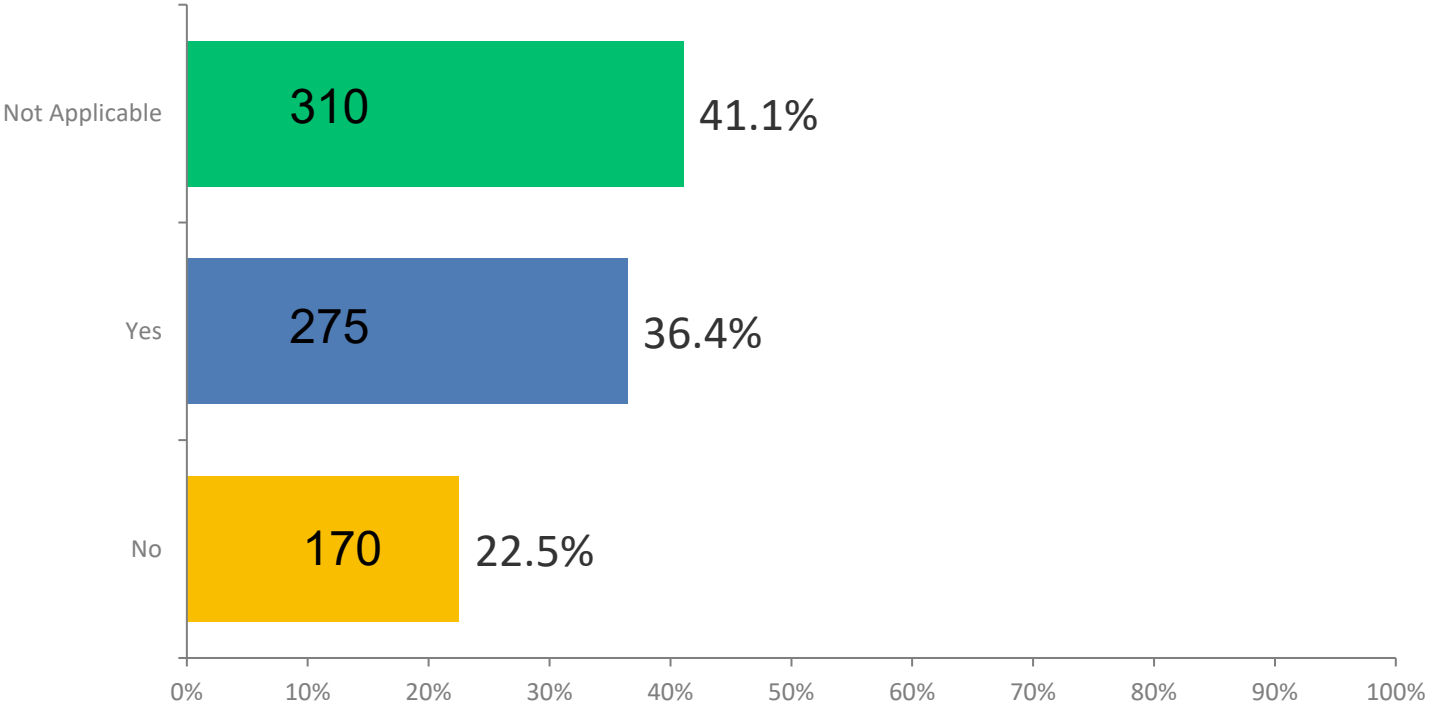
Q15: The 6th Street Park master plan includes a large space dedicated to intergenerational play where children, teens, adults and seniors can all enjoy an area of various play features. Please rank the types of play you and your family would prefer:



(weighted based on number of respondents to the question)

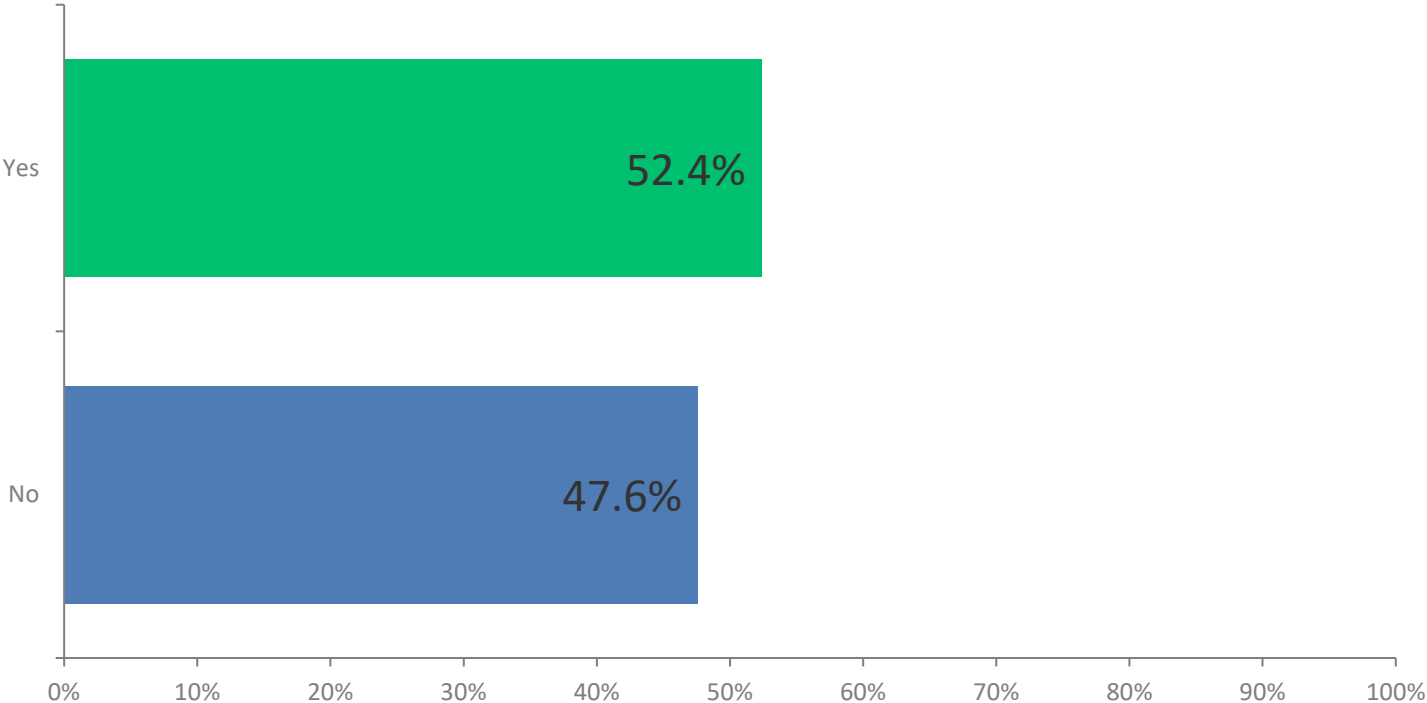
Answered: 725 Skipped: 274

Q16: If you own a dog, do you walk your dog in the Township's parks or pathways?

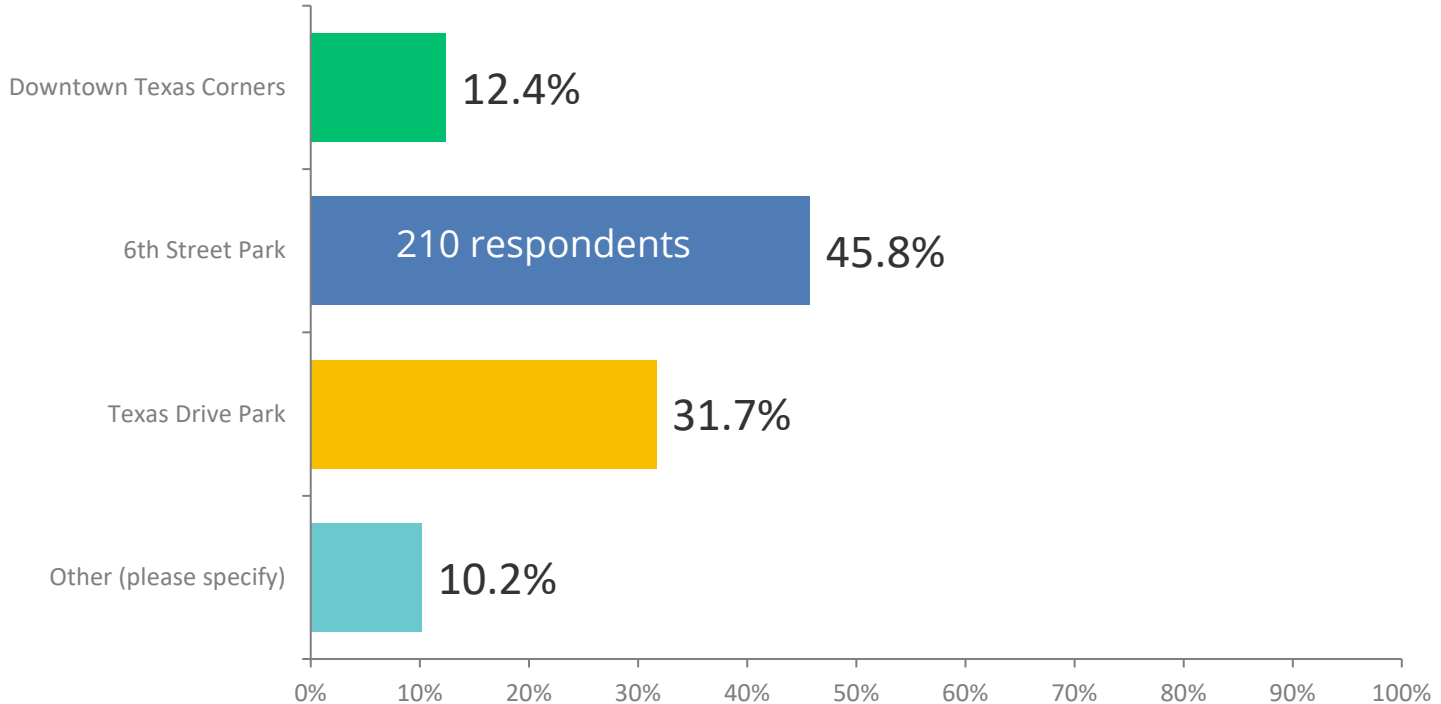


Answered: 755 Skipped: 244

Q17: Would you like to see an off-leash dog park constructed in the Township?



Q18: If yes, which location would be best suited for an off-leash dog park?



Answered: 461 Skipped: 538

Selected Comments from the Survey

“Rather than investing in new features, we would like to see the current parks maintained to a higher level. Texas Drive Park needs 8-10’ paths that are resurfaced. Trees/brush needs to be better cleared back from the paths.”

“There needs to be a safer way/trail/sidewalk to access Texas Corners via bicycle from the growing neighborhoods west of Texas Corners.”

“We need more trails and sidewalks to access + sometimes dangerous to walk on streets due to high traffic speed.”

“I love to bike the paved trails. Getting there safely is the problem. Many of the roads don't have shoulders and some cars get really mad if you don't move over to accommodate them.”